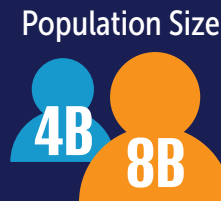




# How We Live

Compare indicators of quality of life for our global family at **4 billion** (1974) and **8 billion** (2022).



## Population Growth Rate



## Life Expectancy



## Median Age



## Total Fertility Rate



## Population with Access to Electricity



## Size of Global Middle Class



## Women in Parliaments



## Average Years of School




## Urban Population



## Internet Users



## Number of Passenger Cars



## Air Kilometers Flown




## Global Plastics Production

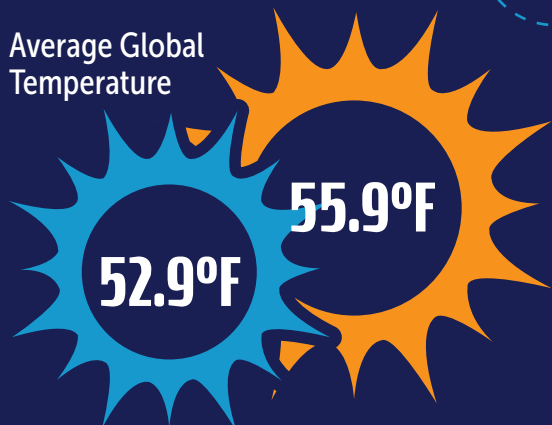
(millions of metric tons)



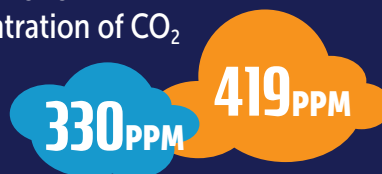
## Mobile Phone Users



## Average Global Temperature



## Atmospheric Concentration of CO<sub>2</sub>



## Resources Mined from Earth

(billions of metric tons)

